



Nursing Clinical Affiliations Orientation Handbook

Advocate Condell Medical Center Site Specific Information



Contact Information

Nursing Professional Development Specialists
Maryla Wozniakowski MSN, RN, CIC (prelicensure)
Dena Gawaluch BSN, RN, CMSRN (post-licensure)

Phone- 847-990-2486 (27-2486)

Email- Maryla.Wozniakowski@aah.org

Dena.Gawaluch@aah.org



ADVOCATE CONDELL MEDICAL CENTER

275
BEDS

900
PHYSICIANS

65
SPECIALTIES

793
NURSES

PART OF A
TOP 3
NOT-FOR-PROFIT HEALTH SYSTEM

Advocate Condell Medical Center is the largest healthcare provider and the only Level 1 Trauma Center in Lake County, Illinois. Our hospital offers a full spectrum of medical services and a newly expanded 32-bed ICU. Beyond the walls of the hospital, you can rest assured that your care is supported by a robust network of immediate care centers, top-ranked providers in primary and specialty care, and fitness and wellness centers across the county. Advocate Condell is home to Lake County's first and only comprehensive Trauma Recovery Center and features an emergency department accredited in geriatric and pediatric care.

NATIONALLY RECOGNIZED FOR EXCELLENCE



Since 2011

Nationally recognized in cardiac care, cardiac surgery, maternity care, GI care and surgery, and orthopedics.



Committed to Care Excellence for Older Adults



Nursing excellence since 2008

CLINICAL EXPERTISE AND SPECIALTIES

Level I Trauma Center

The only Lake County hospital with around-the-clock life-saving care from emergency medicine specialists, trauma surgeons and pediatric doctors, we also offer hyperbaric oxygen therapy for burn and wound care.

Heart Care

Our cardiac specialists treat common to complex heart conditions. We are the only Lake County hospital to offer the left atrial appendage occlusion procedure, preventing stroke in some heart patients. Our vascular clinic treats vein and artery conditions, and we are proud to offer robust outpatient cardiac support.

Orthopedics

Condell is a leader in inpatient orthopedic care, sports medicine and spine procedures, from diagnostics to joint replacement and rehabilitation.

Women's Health

Condell's OB program was a 2024 Women's Choice Award winner and has also received accolades for its lactation program and safe sleep practices.

Cancer Care

Offering comprehensive cancer diagnosis, treatment and care, we are proud to be first provider in Lake County to offer 3D mammography – the best detection tool available to catch breast cancer early. Our robotic bronchoscopy and lung biopsy program helps speed lung cancer diagnosis for our patients' peace of mind.

Neurosciences

From brain tumors and stroke care to spine and balance disorders, Condell has some of the most experienced specialists in the region, and in some cases, the nation.

CARING FOR OUR COMMUNITIES



Partners with Gateway Foundation to link patients with a history of substance use to community treatment


801 S. Milwaukee., Libertyville, IL 60048 | www.advocatehealth.com/condell | 847-362-2900



Community health worker program connects patients with chronic conditions to primary care and social support



Rx Mobile Food Pantry provides healthy food to Lake Villa-area families in conjunction with six community partners





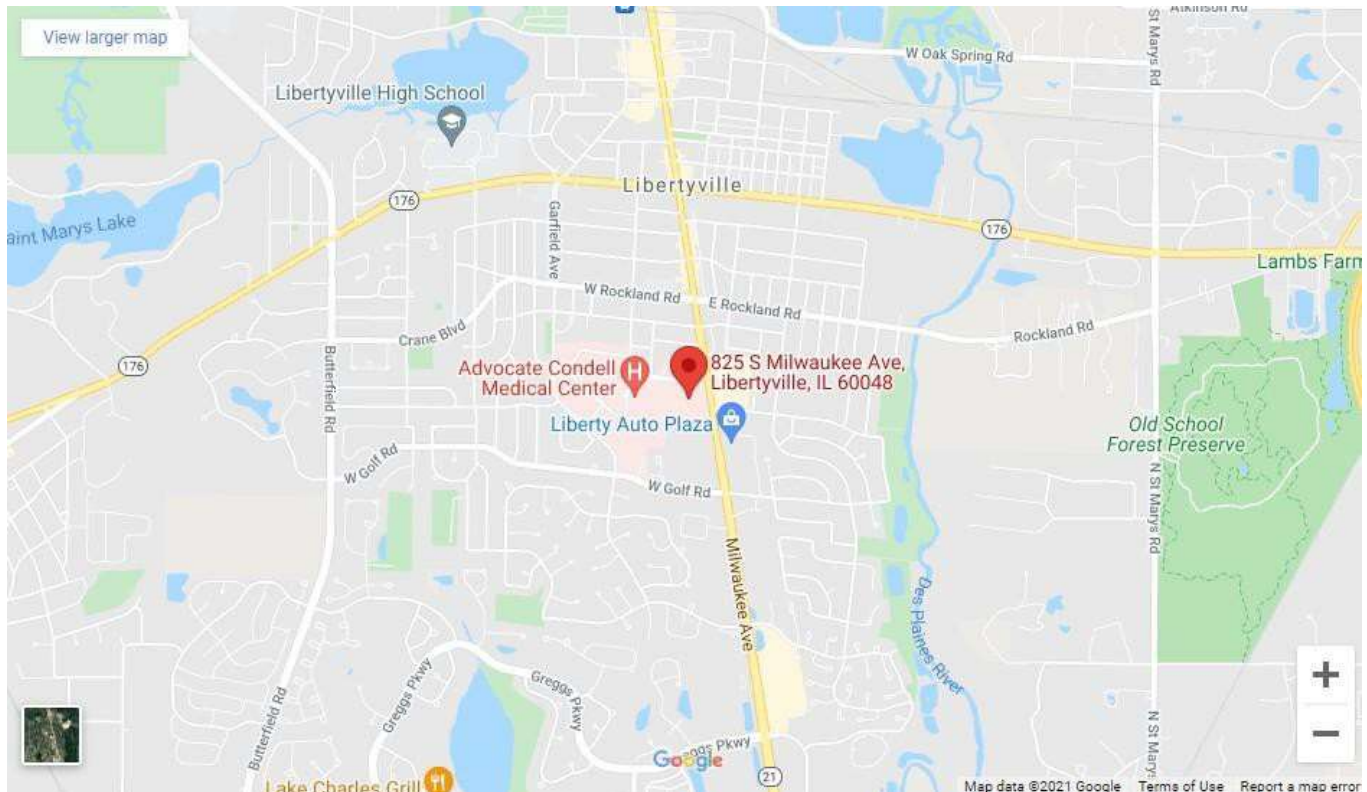
Directions to Condell Medical Center

From the North

Take I-294 South to the I37/Buckley Road exit. Turn right onto 137/Buckley Road and proceed 2.9 miles to Milwaukee Avenue. Turn left onto Milwaukee Avenue and continue 2.2 miles, the hospital will be on the right.

From the South

Take I-294 North to the Rockland Road/IL-176 exit. Turn right onto IL-176 W/W Rockland Road and proceed 2.2 miles to Milwaukee Avenue. Turn left onto Milwaukee Avenue and the hospital will be on the right in approximately 0.6 miles.





Alcatel Phone System



Quick Reference Guide

The telephone number for
Advocate Condell Medical Center is 847-362-2900

To Make an Internal Call:

Dial the 6-digit extension number. The prefix for
Condell Medical Center is “27”
(example: 27-2486)

To Make an External Call:

Dial 9 for the outside line, then the number
(example: 9-1-874-990-2486)



Condell Plain Language Emergency Alert Communication Sheet

| Plain Language Communication | |
|--|---|
| Facility Alert | Facility Alert- Utilities - Affected System - Location |
| | Facility Alert- Hazardous Spill- Location |
| | Facility Alert – Fire Alarm – Does not need to be paged overhead |
| | Facility Alert – Activate Incident Command |
| Medical Alert | Medical Alert – Behavioral Health Response – Location |
| | Medical Alert – Code Team – Adult/Pediatric – Location |
| | Medical Alert - Cardiac Alert - Location |
| | Medical Alert – Help Assist – Location |
| | Medical Alert – Stroke Alert – Location (Cart # or ED CT) |
| | Medical Alert – Rapid Response Team – Adult/Pediatric -Location |
| | Medical Alert - Sepsis Alert - Location |
| | Medical Alert – Delivery Outside of OB – Location |
| | Medical Alert – Patient Surge – External/Internal – Location |
| | Medical Alert – Medical Alert – Patient Surge - Standby |
| | Medical Alert – Trauma level 1/2 – Adult/Pediatric – Cart # |
| | Medical Alert – Trauma – ACT – Level 2 – Adult/Pediatric – Cart # |
| | Security Alert |
| Security Alert – Missing Child/Adult – Location – Brief Description of Child/Adult | |
| Security Alert – Active Threat - Location | |
| Weather Alert | Weather Alert - Type of Weather (Tornados, Winter Storms, Severe Thunderstorms) |



Badges & Public Safety

Badges

Students will wear their school-provided picture identification while on Condell Medical Center property. ID badges will be worn above the waist while on Condell Medical Center property. On-site clinical faculty will obtain a Condell ID badge from public safety prior to the beginning of their rotation.

Public Safety 27-5240 and 27-5607

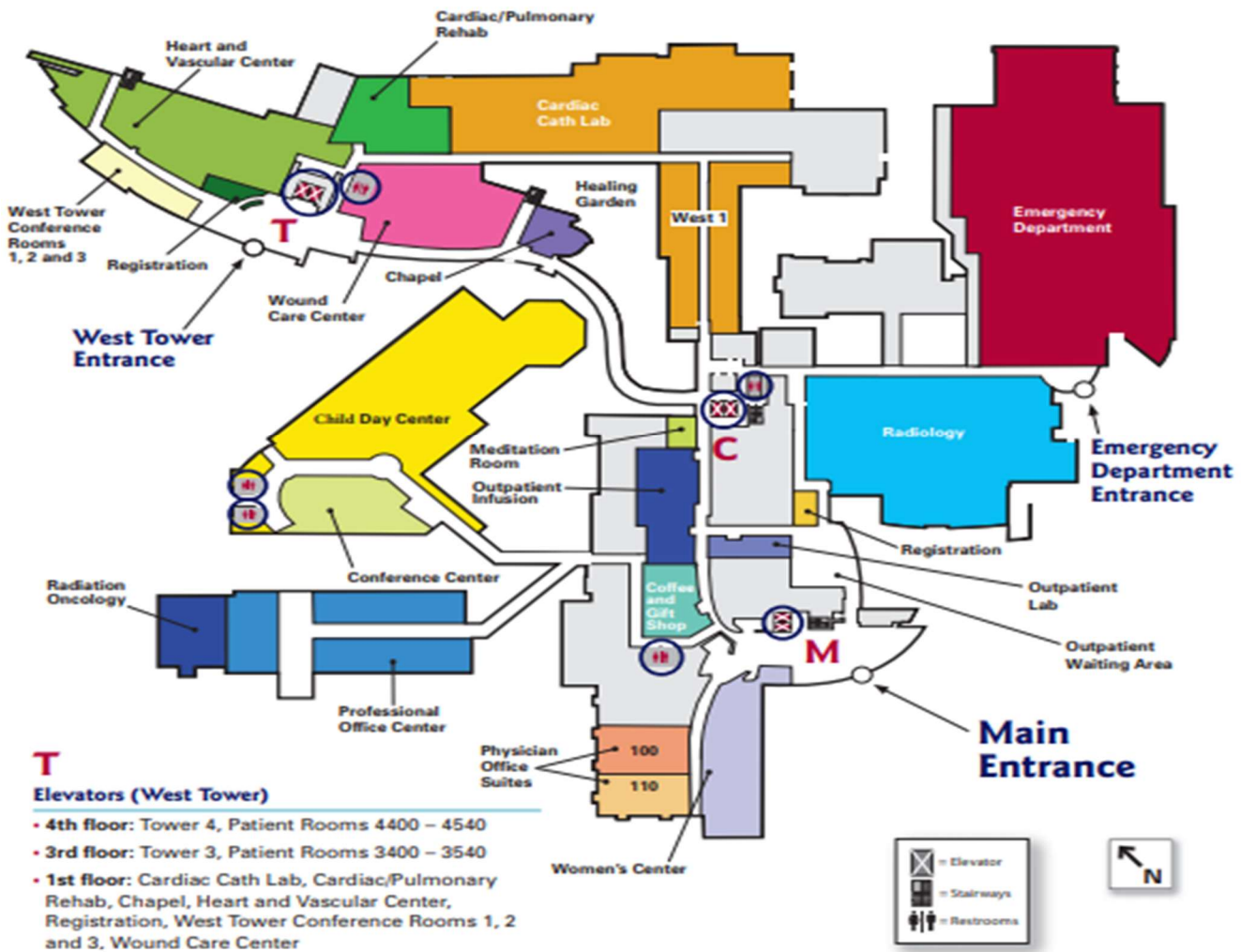
Public Safety is Advocate Condell's total system for protecting people and property. The Public Safety Department has officers on duty 24 hours a day. These officers make regular and routine patrols of the Condell Medical Center's buildings, grounds, and parking lots.

To maintain a safe and secure facility, the cooperation of all associates, volunteers, students, and physicians is needed. Report disruptive, suspicious, or criminal behavior, emergency situations or any other safety or security problems to the Public Safety Department.

If you have any questions, please do not hesitate to contact one of our security officers or the Director of Public Safety.



Advocate Condell Medical Center – Campus Map



T Elevators (West Tower)

- 4th floor: Tower 4, Patient Rooms 4400 – 4540
- 3rd floor: Tower 3, Patient Rooms 3400 – 3540
- 1st floor: Cardiac Cath Lab, Cardiac/Pulmonary Rehab, Chapel, Heart and Vascular Center, Registration, West Tower Conference Rooms 1, 2 and 3, Wound Care Center
- Lower Level: EEG, EMG, Rehabilitation Services, Sleep Center, West Tower Conference Room 4

C Elevators (Central Elevators)

- 4th floor: West 4, Patient Rooms 4300 – 4350
- 3rd floor: Clinical Education, GI, ICU, Patient Rooms 3206 – 3223, Surgical Services, West 3 Patient Rooms 3300 – 3350
- 2nd floor: East 2, Patient Rooms 2200 – 2294, Medical Library, Medical Records, Medical Staff Services, Nursing Administration, Obstetrics, Patient Rooms 2103 – 2145, and 2176, Pediatrics, Patient Rooms 2327 – 2340, Risk Management, West 2, Patient Rooms 2300 – 2325, 2348 and 2350
- 1st floor: Chapel, Coffee Shop, EMERGENCY, Gift Shop, Main Lobby, Meditation Room, Mission & Spiritual Care, Outpatient Infusion, Outpatient Lab, Radiology, Registration, West 1, Patient Rooms 1301 – 1315, Women's Center
- Lower Level: Cafeteria, Patient Representatives, Public Affairs and Marketing, Respiratory Therapy, Volunteer Services

M Elevators (Main Elevators)

- 3rd floor: GI, ICU, Patient Rooms 3206 – 3223, Surgical Services
- 2nd floor: Medical Records, Obstetrics, Patient Rooms 2103 – 2145 and 2176
- 1st floor: Coffee Shop, Gift Shop, Main Lobby, Outpatient Infusion, Outpatient Lab, Radiology, Registration, Women's Center
- Lower Level: Cafeteria, Patient Representatives, Public Affairs and Marketing,

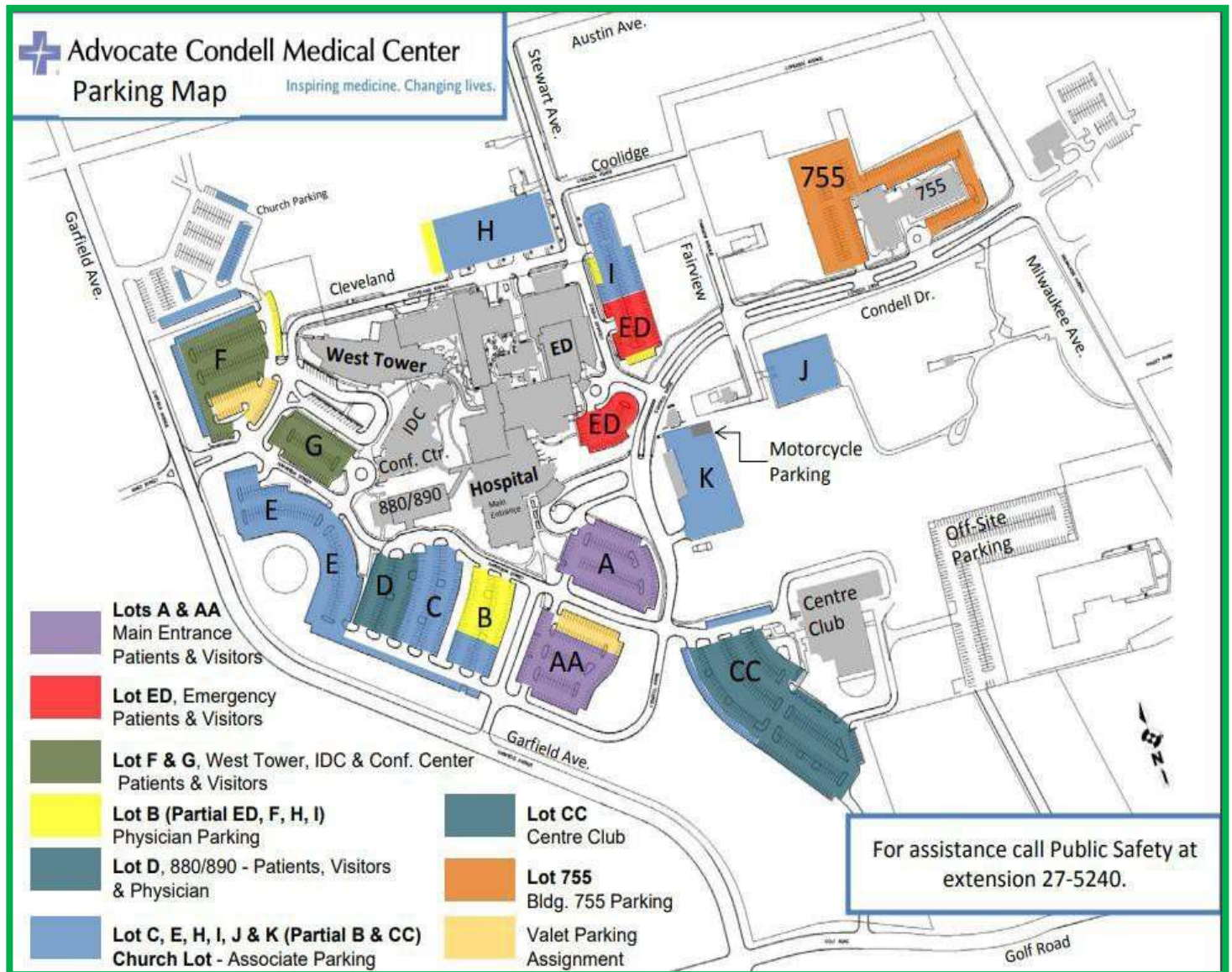
- West Tower: 5th floor, Patient Rooms


**Advocate
Condell Medical Center**
Inspiring medicine. Changing lives.



PARKING

Faculty and students may park in lots C, E, H, I, J & K. There is partial parking in lots B and CC. Please adhere to the signage for designated parking areas (i.e. physicians, patients, visitors, handicapped). Please refer to the map below.





Dining Options

In addition to our two dining locations shown below, vending machines are available in the lower-level cafeteria.

Advocate Condell Cafeteria

- Open weekdays from 6:30 a.m. to 1:30 p.m.
- Located on the lower level of the hospital, the cafeteria is a full-service facility that offers hot and cold meals – including hot breakfast, soups, salads, deli sandwiches, pizza, burgers and hot entrees – at various stations.

The Fresh Start Cafe

- Located on the first floor near the main lobby
- Open weekdays from 6:30 a.m. to 10 p.m.; weekends and holidays from 6:30 a.m. to 8 p.m.
- The friendly staff serves Starbucks coffee and delicious sandwiches, soups and sweets in a relaxing, comfortable environment.

Farmer's Fridge

- Open 24 hours every day.
- Located in Fresh Start Café dining area. www.farmersfridge.com
- Handmade for you. Meals are made from scratch and packed with care. Unsold food is donated to local community members in need through partnerships with area food pantries.



Student/Faculty Expectations & Dress Code & EMR

- Follow **policies and procedures** of Advocate Aurora Health Care.
- Protect Security of EMR password and patient health information.
- Turn cell phones off while providing patient care.
- Dress in a professional manner following the respective School of Nursing Uniform Policy and be clearly identified as a student nurse. Students should not wear green scrubs unless in surgery or providing obstetrical care.
- Health Insurance Portability and Accountability Act (HIPAA) & Confidentiality
- Ensure all patient specific information is kept private and confidential
- Do not make copies or print from EMR
- Be prepared to work in the clinical setting in a safe manner that demonstrates **professional standards and behavior.**
- If a student becomes ill or is injured while in clinical, a Rapid Response may be called, or they be taken to the emergency room for assessment/treatment. Emergency outpatient treatment will be available to students while in the hospital for clinical training.

Access information and tips...

- Network ID/AAH ID numbers are provided via automated email for **new students/instructors** (a, b, c, d, or n number) after completion of their compliance checklist in myClinicalExchange. Returning students/instructors and employees will use their same Network ID/AAH ID number from a prior semester.
- The Network ID/AAH ID number is required to log in to Workday, change your password, and complete orientation/Epic modules.
- Two automated emails will be sent regarding login and password information for Workday.
- The password for Epic is not the same password for Workday. Employees will use their employee Workday account to complete orientation modules.
- The Network ID/AAH ID number must be activated before student or instructor can log into Epic. Activation includes password reset and confirmation of confidentiality.
- If you had a prior clinical experience or are previous employee of Advocate Aurora Health, your Network ID/AAH ID account will be reactivated when you return. If your account was deactivated, you will need to reset your password.

For questions regarding the AAH Clinical Affiliations process, please refer to the website:

<https://www.aurorahealthcare.org/education/nursing-clinical-placement/>

For questions regarding myClinicalExchange please call 1-800-521-0574 (Mon-Fri 8am-5pm MST):

prompts 1, #, 4

For questions regarding with Epic log in or other computer related issues, contact the IT Help Desk:

extension 52-7000 or 630-990-7000.