













Same Day Surgery – Patient Recovery Plan

	Upon Arrival	1/2 Hour After Surgery	1/2 to 1 Hour After Surgery	1/2 to 1 1/2 Hours After Surgery	2 Hours After Surgery
What Will My Activity Be?	<ul style="list-style-type: none"> Report to the SDS Unit You Will Be Oriented to the Unit You May Have an IV Started You Will Be Given Preoperative Instructions 	<p>You will be encouraged to get up to the bathroom. We will help you if needed.</p> 	<p>You will be up and walking with help if needed</p>	<p>You will be up and walking.</p> 	<p>Time to get dressed to go home!</p> 
What Can I Eat and Drink?	<p>NOTHING TO EAT OR DRINK THE NIGHT BEFORE AND THE MORNING OF SURGERY--UNLESS YOU ARE INSTRUCTED OTHERWISE</p>	<p>You Will Be Given Ice Chips and Water</p> 	<p>You May Have Any Liquids</p> 	<p>You May Have Any Liquids</p>  <p>Eat Light Foods at Home</p>	
How Can I Manage My Pain?	<ul style="list-style-type: none"> Pain Management Booklet Will Be Reviewed Your Nurse will teach you about the Pain Scale 	<ul style="list-style-type: none"> Rate Pain 0-10 Pain Medication Will Be Given if Needed 	<p>Rate Pain 0-10</p> 	<p>You will be given your prescriptions</p> 	<p>Your Nurse Will Review Your Pain Management At Home</p>
How Do I Care For Myself At Home?	<p>Any Home Care Needs You Have Will Be Reviewed</p>	<p>Your Nurse Will Check Your Surgical Site</p> 	<p>Review Discharge Instructions</p> 	<p>Review:</p> <ul style="list-style-type: none"> Incision Care Signs and Symptoms to Watch For Supplies needed At Home 	<p>Instructions Reviewed</p>
What is My Plan For Discharge?	<ul style="list-style-type: none"> You will receive written instructions for home care Your plan for transportation home will be verified 	<p>Plan for Home</p> 		<p>Time to Contact Your Ride</p> 	<p>Discharge Home!</p> 